



**GLOUCESTER
COUNTY COLLEGE**




**ANNUAL
INSTITUTIONAL
PROFILE
2010**

Preface

N.J.S.A. 18A:3B-35 requires that each of New Jersey's 31 public institutions of higher education prepare and make available to the public an annual report on the condition of the institution. The form and content of the annual report is established by the Commission on Higher Education.

All information supplied in the Institutional Profile Report submitted by Gloucester County College is accurate and complete to the best of my knowledge. Gloucester County College reserves the right to change, add, or delete information contained in this document.



Dr. Russell A. Davis, President
Gloucester County College

10-13-10

Date

For additional information related to the material contained in this report, please contact:

Karen A. Durkin
Executive Director
Office of Institutional Research & Assessment
Gloucester County College
1400 Tanyard Road
Sewell, NJ 08080
Email: kdurkin@gccnj.edu
Phone: (856) 415-2284

Gloucester County College 2010 Institutional Profile

SECTION I. TABLE OF CONTENTS	PAGE
SECTION II. DATA BY CATEGORY	
A. Institutional and Professional Accreditations	
1. Institutional Accreditation	1
2. Professional Accreditation	1
B. Number of Students Served	
1. Number of Undergraduates by Attendance Status	2
Five-Year Enrollment Trends (2004-2008)	2
Ten-Year Enrollment Trends (1999-2008)	3
2. Number of Graduate Students (not applicable)	4
3. Number of Noncredit Students Served	4
Noncredit Enrollment by Course Content and Target Audience	4
Noncredit Customized Training	5
4. Annual Credit Enrollment (12-Month Unduplicated)	5
C. Characteristics of Undergraduate Students	
1. Mean SAT Scores (not applicable)	6
2. Enrollment in Remediation Courses by Subject Area	6
3. Enrollment by Student Race/Ethnicity, Enrollment Status	7
Enrollment by Student Gender, Enrollment Status	7
Enrollment by Student Age, Enrollment Status	8
4. Numbers of Students Receiving Financial Assistance	9
5. Percentage of Students NJ Residents	10
D. Student Outcomes	
1. 2-Year Graduation Rates	11
3-Year Graduation and Transfer Rates by Student Race/Ethnicity	11
2. Third-Semester Retention Rates (Fall-to-Fall)	12
E. Faculty Characteristics	
1. Full-Time Faculty by Race/Ethnicity, Gender, Academic Rank, Tenure Status	13
2. Percentage of Course Sections Taught by Full-Time Faculty	14
3. Ratio of Full- to Part-Time Faculty	14
F. Governing Board Characteristics	
1. Race/Ethnicity and Gender	15
2. List of Trustees with Titles and Affiliations	15
3. Links on the World Wide Web to Trustee Information	15
G. Profile of the Institution	
1. Degree and Certificate Programs	16
H. Major Research and Public Service Activities	
1. Sampling of Faculty/Staff Activities	17
2. Sampling of College Activities	18
I. Major Capital Projects	19
SECTION III. OTHER INSTITUTIONAL INFORMATION	
1. Sampling of GCC's Recognitions and Awards	20
2. Sampling of GCC's Athletic Program Activities and Awards	21

II. Data by Category

A. Accreditation Status

1. Institutional Accreditation

Gloucester County College is licensed by the State of New Jersey. It is accredited by the Commission on Higher Education of the Middle States Association of Colleges and Secondary Schools. The College was initially accredited in 1973. Accreditation was reaffirmed in 1977, 1987, 1998, and 2008.

The College is a member of the New Jersey Association of Colleges and Universities and the American Association of Community Colleges.

2. Professional Accreditation

The following programs are individually accredited:

<u>Program</u>	<u>Accrediting Agency</u>
Nursing	National League for Nursing Accrediting Commission (NLNAC)
Respiratory Therapy	Committee on Accreditation for Respiratory Care
Diagnostic Medical Sonography	Joint Review Committee on Education in Diagnostic Medical (JRC Sonography -DMS) Commission on Accreditation of Allied Health Educational Programs (CAAHEP)
Nuclear Medicine Medicine Technology	Joint Review Committee on Educational Programs in Nuclear Technology (JRC-NMT) New Jersey Environmental Protection Agency Bureau of Radiologic Health Commission on Accreditation of Allied Health Educational Programs (CAAHEP)

The Paralegal Programs have been granted approval by the American Bar Association. In addition, the Nursing Program has been approved by the New Jersey State Board of Nursing.



B. Number of Students Served

– B.1 –

Distribution of Student Population By Attendance Status Fall 2009

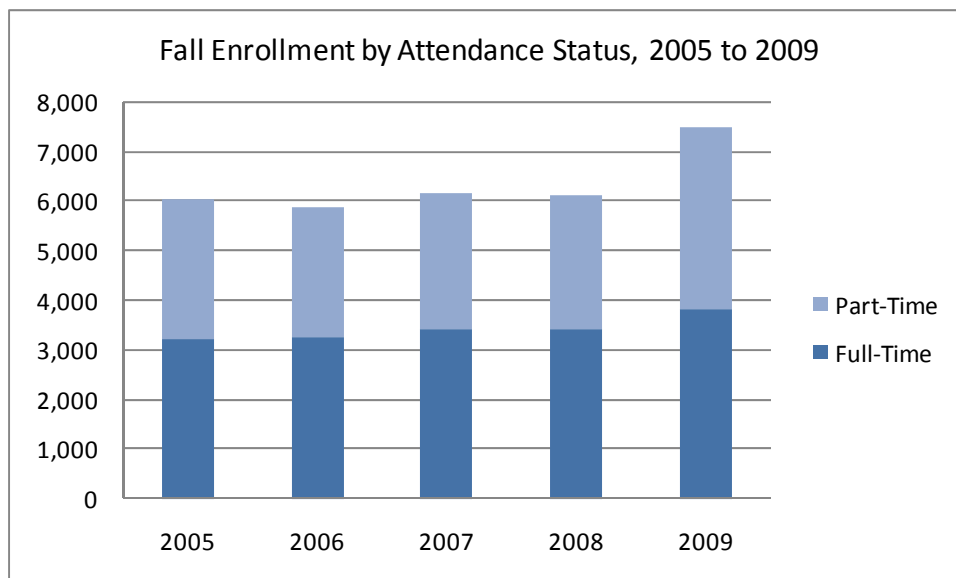
Total		Full-Time Students		Part-Time Students	
Number	Percent	Number	Percent	Number	Percent
6,490	100.0%	3,805	58.6%	2,685	41.4%

Source: IPEDS Fall Enrollment Survey

5-Year Fall Enrollment Trends By Attendance Status 2005 to 2009

	<u>2005</u>	<u>2006</u>	<u>2007</u>	<u>2008</u>	<u>2009</u>
All Students	6,022	5,863	6,169	6,135	6,490
By Attendance Status					
- Full-Time	3,205	3,258	3,423	3,435	3,805
- Part-Time	2,817	2,605	2,746	2,700	2,685

Source: IPEDS Fall Enrollment Survey

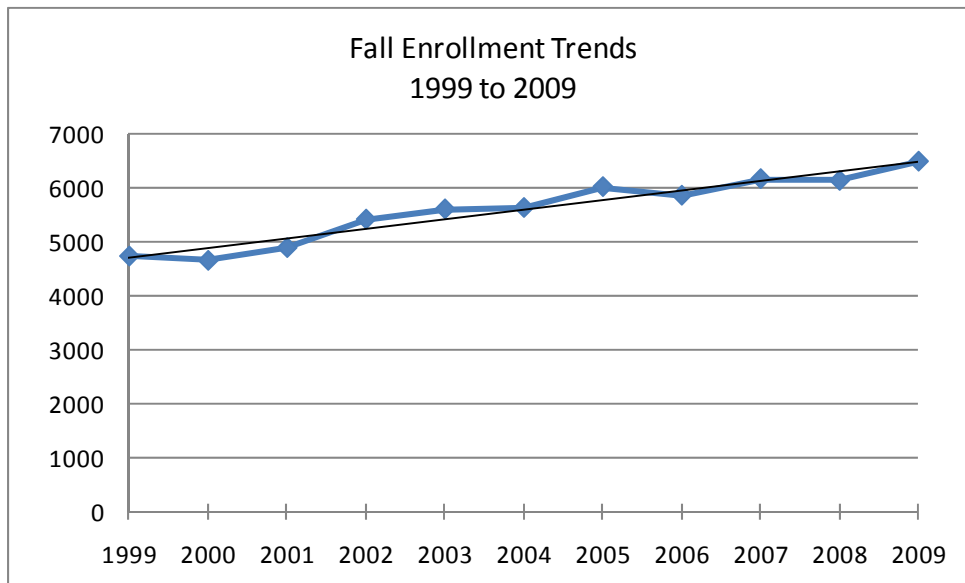




**Ten-Year Fall Enrollment Trends
1999 to 2009**

<u>1999</u>	<u>2000</u>	<u>2001</u>	<u>2002</u>	<u>2003</u>	<u>2004</u>	<u>2005</u>	<u>2006</u>	<u>2007</u>	<u>2008</u>	<u>2009</u>
4,740	4,659	4,895	5,422	5,610	5,636	6,022	5,863	6,169	6,135	6,490

Source: IPEDS Fall Enrollment Survey





– B.2 –

Graduate students - not applicable to community colleges.

– B.3 –

**Noncredit Open Enrollment
Fiscal Year 2009**

<u>Total Number of Registrations</u> ¹	<u>Total Unduplicated Headcount</u>	<u>Total Clock Hours</u>	<u>Ratio of Clock Hours: Registrations</u>	<u>Total FTEs</u> ²
10,984	8,174	352,714	32	784

**Noncredit Open Enrollment
By Course Content, Target Audience
Fiscal Year 2009**

	<u>Total Number of Registrations</u> ¹		<u>Total Clock Hours</u>		<u>Total FTEs</u> ²	
	<u>Number</u>	<u>Percent</u>	<u>Number</u>	<u>Percent</u>	<u>Number</u>	<u>Percent</u>
All Courses	10,984	100.0%	352,714	100.0%	784	100.0%
By Course Content						
-Career	7,362	67.0%	253,677	71.9%	564	71.9%
-Avocational	3,622	33.0%	99,037	28.1%	220	28.1%
By Target Audience						
-Youth/Child	1,881	17.1%	82,259	23.3%	183	23.3%
-General Adult	8,608	78.4%	269,323	76.4%	598	76.3%
-Senior Citizen	495	4.5%	1,131	0.3%	3	0.4%

Notes:

- (1) Includes all registrations in any course that started on July 1, 2008 through June 30, 2009 and includes only those students who were enrolled and/or in attendance as of the second day of class (or in the first class, if there is only one class).
- (2) FTEs were computed by converting clock hours to credit hours (by dividing by 15) then converting credit hours to FTEs (dividing by 30).

Source: SURE Noncredit Open Enrollment File, NJ IPEDS Form #31, Customized Training



**Noncredit
Customized Training Enrollment
Fiscal Year 2009**

<u>Total Number Registrations</u>	<u>Total Clock Hours</u>	<u>Ratio of Clock Hours: Registrations</u>	<u>Total Full-Time Equivalent</u>	<u>Total Course Sections</u>	<u>Ratio of Registrations: Course Sections</u>
24,789	105,405	4.25	234	1,314	19

**Noncredit
Customized Training Enrollment
Businesses Served
Fiscal Year 2009**

<u>Total Number of Business Clients</u>	<u>Total FTEs/Company</u>
16	15

Notes:

(1) Includes all registrations in any course that started on July 1, 2008 through June 30, 2009

(2) FTEs were computed by converting clock hours to credit hours (dividing by 15), then converting credit hours to FTEs (dividing by 30).

Source: NJ IPEDS Form #31 Customized Training.

- B.4 -

**Annual Credit Enrollment
(12-Month Unduplicated)
Fiscal Year 2009**

<u>Total Unduplicated Headcount</u>	<u>Total Credit Hours</u>	<u>Total Full-Time Equivalent</u>
9,215	136,313	4,544

Source: IPEDS 12-Month Enrollment Survey



C. Characteristics of Undergraduate Students

– C.1 –

SAT Scores - not applicable to community colleges

– C.2 –

Student Enrollment in Remediation Course(s) Fall 2009

	<u>Total Number Students</u>	<u>Number Enrolled in One or More Remedial Course</u>	<u>Percent Enrolled in Remediation</u>
All Students	6,490	1,740	26.8%
First-Time Full-Time Students	1,694	1,016	60.0%

Source: SURE Fall Enrollment File

Number of First-Time Full-Time (FTFT) Students Enrolled in Remediation Courses by Subject Area Fall 2009

<u>Remediation Subject Area</u>	<u>Number FTFT Students Enrolled in One or More Remedial Courses</u>	<u>Percent FTFT Students Enrolled in Remediation</u>
Math Computation	582	34.4%
Algebra	316	18.7%
Reading	468	27.6%
Writing	635	37.5%

Source: SURE Fall Enrollment File



- C.3 -

**Undergraduate Enrollment
By Race/Ethnicity and Enrollment Status
Fall 2009**

	All Students		Full-Time Students		Part-Time Students	
	<u>Number</u>	<u>Percent</u>	<u>Number</u>	<u>Percent</u>	<u>Number</u>	<u>Percent</u>
Total	6,490		3,805		2,685	
By Race/Ethnicity						
-White	4,659	71.8%	2,767	72.7%	1,892	70.5%
-Black	605	9.3%	350	9.2%	255	9.5%
-Hispanic	258	4.0%	169	4.4%	89	3.3%
-Asian	102	1.6%	57	1.5%	45	1.7%
-Native American	17	0.3%	10	0.3%	7	0.3%
-Not Reported	849	13.1%	452	11.9%	397	14.8%

Source: IPEDS Fall Enrollment Survey

**Undergraduate Enrollment
By Gender and Enrollment Status
Fall 2009**

	All Students		Full-Time Students		Part-Time Students	
	<u>Number</u>	<u>Percent</u>	<u>Number</u>	<u>Percent</u>	<u>Number</u>	<u>Percent</u>
Total	6,490	100.0%	3,805	100.0%	2,685	100.0%
By Gender						
-Female	3,782	58.3%	2,005	52.7%	1,777	66.2%
-Male	2,708	41.7%	1,800	47.3%	908	33.8%

Source: IPEDS Fall Enrollment Survey



**Undergraduate Enrollment
by Student Age and Enrollment Status
Fall 2009**

	All Students		Full-Time Students		Part-Time Students	
	<u>Number</u>	<u>Percent</u>	<u>Number</u>	<u>Percent</u>	<u>Number</u>	<u>Percent</u>
Total	6,490	100.0%	3,805	100.0%	2,685	100.0%
By Age Category						
- Less Than 18	233	3.6%	13	0.3%	220	8.2%
- 18 to 19	2,263	34.9%	1,998	52.5%	265	9.9%
- 20 to 21	1,398	21.5%	1,075	28.3%	323	12.0%
- 22 to 24	769	11.8%	314	8.3%	455	16.9%
- 25 to 29	602	9.3%	159	4.2%	443	16.5%
- 30 to 34	387	6.0%	97	2.5%	290	10.8%
- 35 to 39	267	4.1%	54	1.4%	213	7.9%
- 40 to 49	385	5.9%	69	1.8%	316	11.8%
- 50 to 64	165	2.5%	22	0.6%	143	5.3%
- 65 and Over	14	0.2%	1	0.0%	13	0.5%
- Not Reported	7	0.1%	3	0.1%	4	0.1%

Source: IPEDS Fall Enrollment Survey



– C.4 –

**Financial Aid from State Funded Programs
Academic Year 2008-2009**

	<u>Recipients</u>	<u>Dollars (\$)</u>	<u>\$/Recipient</u>
Tuition Aid Grants (TAG)	889	1,080,000	1,214.85
Education Opportunity Fund (EOF)	168	153,000	910.71
Bloustein Distinguished Scholars	15	11,000	733.33
Urban Scholars	14	13,000	928.57
NJ STARS	397	1,084,000	2,730.48
NJ Class Loans	15	32,000	2,133.33

Source: NJIPEDS Form #41 Student Financial Aid Report

**Financial Aid from Federal Funded Programs
Academic Year 2008-2009**

	<u>Recipients</u>	<u>Dollars (\$)</u>	<u>\$/Recipient</u>
Pell Grants	1,362	3,501,000	2,570.48
College Work Study	17	24,000	1,411.76
SEOG	129	115,000	891.47
PLUS Loans	7	19,000	2,714.29
Stafford Loans (Subsidized)	434	1,085,000	2,500.00
Stafford Loans (Unsubsidized)	739	2,725,000	3,687.42
SMART & ACG or other	38	30,000	789.47

Source: NJIPEDS Form #41 Student Financial Aid Report

**Financial Aid from
Institutional Funded Programs
Academic Year 2008-2009**

	<u>Recipients</u>	<u>Dollars (\$)</u>	<u>\$/Recipient</u>
Grants/Scholarships	88	105,000	1,193.18

Source: NJ IPEDS Form #41 for federal and institutional programs



– C.5 –

Percentage of Students New Jersey Residents
By Student Type
Fall 2009

	<u>Total Number Students</u>	<u>Total New Jersey Residents</u>	<u>Total Out-of-State Residents</u>	<u>Percent New Jersey Residents</u>
All Students	6,490	6,461	29	99.5%
First-Time Freshmen	2,074	2,064	10	99.5%

Source: IPEDS Fall Enrollment Survey



D. Student Outcomes

- D.1 -

**2-Year & 3-Year Graduation Rate
First-Time Full-Time Degree/Certificate Seeking Students
Fall 2006 Cohort**

	Total Number <u>Students</u>	2-YR Graduate Rate		3-YR Graduation Rate	
		# Graduated <u>by 2008</u>	Graduation <u>Rate</u>	# Graduated <u>by 2009</u>	Graduation <u>Rate</u>
FTFT Freshman	1,305	122	9.3%	260	19.9%

Note: FTFT = First-Time Full-Time; Transfers through Spring 2008. Overall transfer rate includes transfers to another community college. Source: SURE Cohort Files

**3-Year Graduation and Transfer Rates
Fall 2006 First-Time Full-Time Degree/Certificate Seeking Students
by Student Race/Ethnicity**

	Total Enrolled <u>Fall 2006</u>	Graduated		Transferred	
		Number Graduated <u>By 2009</u>	Percent Graduated <u>By 2009</u>	Number Transferred <u>By 2009</u>	Percent Transferred <u>By 2009</u>
FTFT Freshman	1,305	260	19.9%	302	23.1%
By Race/Ethnicity					
- White	982	217	22.1%	211	21.5%
- Black	135	8	5.9%	39	28.9%
- Hispanic	37	5	13.5%	13	35.1%
- Asian	24	2	8.3%	7	29.2%
-Other*	127	28	22.0%	32	25.2%

Note: FTFT = First-Time Full-Time; Race/Ethnicity Category "Other" includes American Indian, Resident Alien, and unreported race/ethnicity. Source: SURE Census and Completion File; Source: SURE Census and Completion Files



– D.2 –

**Fall-to-Fall Retention Rates
By Attendance Status
Fall 2008 Cohort**

	Total Number Enrolled <u>Fall 2008</u>	Number Retained <u>Fall 2009</u>	Retention Rate <u>(% Retained)</u>
First-Time Students	1,991	1,161	58.3%
By Attendance Status			
- Full-Time	1,533	977	63.7%
- Part-Time	458	184	40.2%

Note: FT = First-Time; Source: IPEDS Fall Enrollment Survey, Part E





E. Faculty Characteristics

– E.1 –

Distribution of Full-Time Faculty By Race/Ethnicity, Gender, Tenure Status and Academic Rank Fall 2009

	Total		White		Black		Hispanic		Asian		Native Amer.		Not Reported	
	Female	Male	Female	Male	Female	Male	Female	Male	Female	Male	Female	Male	Female	Male
All Faculty	39	32	32	25	3	4	2	0	0	2	1	0	1	1
- Professors	5	6	4	6	0	0	1	0	0	0	0	0	0	0
- Associate Prof.	5	4	5	3	0	0	0	0	0	1	0	0	0	0
- Assistant Prof.	15	15	12	9	1	4	0	0	0	1	1	0	1	1
- All Others	14	7	11	7	2	0	1	0	0	0	0	0	0	0
Faculty w/Tenure	23	20	21	16	1	2	1	0	0	2	0	0	0	0
- Professors	5	6	4	6	0	0	0	0	0	0	0	0	0	0
- Associate Prof.	5	3	5	2	0	0	0	0	0	1	0	0	0	0
- Assistant Prof.	10	9	9	6	1	2	0	0	0	1	0	0	0	0
- All Others	3	2	3	2	0	0	1	0	0	0	0	0	0	0
Faculty w/o Tenure	16	12	11	9	2	2	1	0	0	0	1	0	1	1
-Professors	0	0	0	0	0	0	0	0	0	0	0	0	0	0
-Associate Prof.	0	1	0	1	0	0	0	0	0	0	0	0	0	0
-Assistant Prof.	5	6	3	3	0	2	0	0	0	0	1	0	1	1
-All Others	11	5	8	5	2	0	1	0	0	0	0	0	0	0

Source: IPEDS Human Resources Survey



– E.2 –

**Percentage of Course Sections Taught
by Full-Time Faculty
Fall 2009**

<u>Full-Time Faculty</u>	<u>Part-Time Faculty</u>	<u>Other* Faculty</u>
41.6%	50.8%	7.6%

*Note: Other includes GCC staff members that also teach. Source:
Institutional Research and Assessment (Oct. 2010)*

– E.3 –

**Ratio of Full-Time to Part-Time Faculty
Fall 2009**

	<u>All Faculty</u>	<u>Full-Time Faculty</u>	<u>Part-Time Faculty</u>
Number	338	71	267
Percent	100.0%	21.0%	79.0%

Source: IPEDS Human Resources Survey



F. Governing Board Characteristics

– F.1 –

2010 Board of Trustees Race/Ethnicity and Gender			
	<u>Total</u>	<u>Number Female</u>	<u>Number Male</u>
All Trustees	12	3	9
By Race/Ethnicity			
- White	8	0	8
- Black	3	2	1
- Asian	1	1	0

*Note: Membership as of September 2009. Source: Secretary, GCC Board of Trustees *updated 10/8/09*

– F.2 –

2010 Board of Trustees Name and Title, Affiliation

<u>Name</u>	<u>Title</u>	<u>Affiliation</u>
Gene J. Concordia	Chairman	Public Sector Management
Edward J. Campbell	Vice Chairman	School Administrator (Retired)
Joseph A. Scaffidi	Treasurer	Public Sector Management
Yvette C. Ross	Secretary	Vice Chair, New Jersey State Parole Board
Isabelita M. Abele		Public Sector Management
Andrew A. DiNardo		Educational Consultant
Grant W. Keller, Esq.		Attorney
Dr. George J. Scott		Physician
Virginia N. Scott		Retired
Robert L. Bumpus		Gloucester County Superintendent of Schools (Acting)
Douglas J. Willis, Esq.		Attorney
Dr. Russell A. Davis	<i>Ex Officio</i>	President, Gloucester County College

Note: Membership as of October 2010. Source: Secretary, GCC Board of Trustees

– F.3 –

2010 Board of Trustees URL Links

http://www.gccnj.edu/about_gcc/college_officials/board_of_trustees.cfm



G. Profile of the Institution

- G.1 -

Degree and Certificate Programs

Allied Health, Nursing & Science

Diagnostic Medical Sonography A.A.S.
 Health Science A.A.S.
 Nuclear Medicine Technology A.A.S.
 Nursing
 - Generic Program A.S.
 - LPN to RN Track A.S.
 Respiratory Therapy: Joint Degree (UMDNJ) A.A.S.

Business Studies & Technologies

Accounting A.A.S.
 Cert.
 Computer Accounting Option A.A.S.
 Automotive Technology (Ford ASSET Program) A.A.S.
 Business Administration A.S.
 Civil Engineering Technology A.A.S.
 - Construction Management Option A.A.S.
 - Land Surveying Option A.A.S.
 Computer Graphic Arts: Print Option A.A.S.
 Cert.
 Computer Graphic Arts: Interactive Media Option A.A.S.
 Computer Information Systems A.S.
 Computer Information Technology
 Software Development A.A.S.
 Computer Science A.S.
 Computerized Office Administration A.A.S.
 - Legal Option A.A.S.
 - Medical Option A.A.S.
 Computerized Office Administration
 - Medical Transcriptionist Cert.
 Drafting and Design Technology A.A.S.
 Engineering Science A.S.
 Marketing & Management A.A.S.
 - Information Systems Option A.A.S.
 - Small Business Option A.A.S.
 Network Management A.A.S.
 Paralegal A.A.S.
 Cert.
 Real Estate Cert.
 Technical Studies A.A.S.
 Web Site Development for E-commerce A.A.S.
 Cert.

Health, Physical Education, and Recreation

Exercise Science A.S.
 Health, Physical Education, and Recreation A.A.

Liberal Arts

Arts & Sciences A.A.
 - Art Option A.A.
 - Communications Option A.A.
 - English Option A.A.
 - History Option A.A.
 - Music Option A.A.
 - Pre-Law Option A.A.
 - Psychology Option A.A.
 - Social and Human Services Option A.A.
 - Sociology Option
 - Theatre, Drama Option
 Education
 Human Development A.S.
 - Early Childhood Education Option A.S.
 Cert.
 - Special Education Option A.S.

Mathematics and Science

Arts and Sciences A.S.
 - Math option A.S.
 Biology A.S.
 Chemistry A.S.
 - Pre-Pharm D. Option A.S.
 Equine Science A.S.
 Food Science A.S.
 Marine Science A.S.

Public Safety & Security

Arts and Sciences Criminal Justice Option A.S.
 Law Enforcement A.A.S.
 Security Cert.

Professional Development Certificates

Accounting
 Civil Engineering Technology
 Civil Engineering Technology: Land Surveying
 Computer Accounting
 Computer Aided Drafting and Design (CADD)
 Computer Graphic Arts: Print Option
 Computer Graphic Arts: Interactive Media Option
 Computerized Office Systems
 Computerized Medical Office Systems
 Construction Supervision
 Microcomputers
 Network Management
 Real Estate
 Web Site Development

Source: GCC 2011 Catalog (p.57)



– H.1 –

Sampling of Faculty/Staff
Research/Scholarly, Public/Community Service Activities
Academic Year 2009-2010

- **Linda DeFelice**, was been accepted to participate in TEDxNJLibraries: Culture and Community at Princeton Public Library.
- **Chara Doyle** was awarded the Minority Junior Faculty Award/Grant in the amount of \$5,000 from the Christian R. & Mary F. Lindback Foundation for her project entitled, "A Sociological Study: Assessing the Historical and Political Shifts in American Society that have Resulted in the Election of the first African American President."
- **Lori Joyce's** essay, "Don Quixote's Influence on Mark Twain's a Connecticut Yankee in King Arthur's Court" is now in a published book, Don Quixote, the First Four Hundred Years, published in conjunction with Hofstra University and Universidad de San Marcos. Ms. Joyce also launched and edited Gloucester County College's presence on the National Gallery of Writing site that celebrates writing in all forms. This site was sponsored by the National Council of Teachers of English.
- **Robert Freeman** sponsored two GCC teams of students to compete in the Seventh Annual Garden State Undergraduate Mathematics Conference and they placed in the top 50% of all New Jersey 2- and 4- year colleges and universities.
- **Ed LaBelle** is working on a Research Grant from the National Institutes of Health in Bethesda, MD. This grant funded about 6 weeks of research last summer conducted at the University of Pennsylvania and involved the study of the effect of endothelin on the production of lyso-phosphatidic acid in cultured human bladder endothelial cells.
- **Brenden Rickards** served as a Science Fair Judge for the Coriell Science and Engineering Fair for 6th-12th graders for many different science and engineering studies. Mr. Rickards was also an ad hoc reviewer for 2 textbooks: Visualizing Biology text and Biology: The Network of Life text.



– H.2 –

A Sampling of GCC's
Public/Community Service Activities
Academic Year 2009-2010

Gloucester County College continues to serve as a hub for numerous county-wide public service activities, including but not limited to:



- April Art Gallery exhibition featuring artwork by Daniel Chard – and subsequent fundraiser to benefit the GCC Foundation and John Chard Scholarship Fund.
- GCC's Anime Club hosted its first Annual Anime Con in January which netted \$4,080. Proceeds generated from this event were donated to Doctors Without Borders to assist with relief in Haiti, and to F.A.C.E.S. (Families for Autistic Children Education & Support), a non-profit organization dedicated to education and support of children with Autism and their families.
- GCC's Student Government Association raised \$2,000 for Doctors Without Borders which provided assistance for Haiti Relief.
- The Student Government Association provided 19 needy families with gift cards for holiday food and 40 children with Easter baskets, and the SGA successful hosted a Giving Tree where they provided 16 needy families and 31 children with three or more toys each for the holidays.
- Other SGA fundraisers netted over \$500 for the Mother's Matter Collection, \$475 on Lee National Denim Day and \$775 on Pink Day for breast cancer research.
- During the Annual Delta Epsilon Chi Conference in New York city, GCC's DECA Club students won the competition in the area of International Business and Finance.
- At GCC's Annual Food Drive over 1300 lbs of food was collected.
- The Center for People in Transition celebrated 25 Years of Service and has provided assistance to 4,800 Displaced Homemakers and 16,800 others.



– I.1 –

**Major Capital Projects
Underway in Fiscal Year 2010**

- Boiler Plant: Replace valve pit from underground to above ground enclosure and to add additional valves for isolation of heating loop.
- Information Technology: upgrade of server room and installation of fiber line to provide connectivity between all buildings.
- Campus-wide update of emergency notification system including phones and cameras to improve campus safety and security.
- Replaced signage at main entrances
- Renovation of Instructional Center (Phase 1 and Phase 2) to include demo and renovation of all room fixed furnishings, carpeting and finishes; hallway ceiling and lighting replacement; painting corridor walls and door frames, etc. Primary electric feed also replaced.
- Renovation of the Fine Arts Center to include auditorium seating, lighting, sound, stage, carpeting, finishes and safety railings.
- Renovation of newly acquired building to accommodate Continuing Education (non-credit and customized training).
- Renovations of newly acquired building to accommodate College Services (mail, duplication, etc.).
- Replace and install new chiller in the Early Childhood Education Center.
- Conversions/renovations required to support new food service vendors (convenience store, cafeteria kitchen renovations) located in College Center.
- Conversions required to support new University Center located in College Center
- Renovation to the Fire Academy necessary for safety certifications including concrete pads, waterproofing wells, gate and low capacity well.





III. Other Institutional Data

A Sampling of Gloucester County College's Recognitions and Awards Academic Year 2009-2010

Gloucester County
College Recognitions and Awards received in
2009-2010 include:



- GCC ranked 10th in the number of associate degrees awarded to education majors and 29th in parks, recreation, leisure and fitness studies Community College Week (2010)



A Sampling of GCC's Athletic Program Activities and Awards Academic Year 2009-2010

The Gloucester County College Athletic Department is a Comprehensive 13-Sport Program for men and women. As a member of the National Junior College Athletic Association (NJCAA), GCC competes in Region XIX and the Garden State Athletic Conference against other two-year colleges from New Jersey, New York, Pennsylvania, Delaware and Maryland.



Activities and Awards received in 2009-2010 include:

- Region 19 Team Championships in: Men's Tennis, Men's Cross Country, & Women's Tennis
- Garden State Athletic Conference Championships in: Men's Tennis, Women's Tennis, Wrestling, Softball, & Baseball
- NJCAA District Championships in: Men's Outdoor Track & Field
- 4th place NJCAA National Championship performances by our Men's and Women's Tennis Teams and Women's Track & Field Team, and a 3rd Place national finish by our Wrestling Team
- 17 NJCAA All-American individual performances
- Heather DiCrescenzo won the NATYCAA National Scholar Athlete of the Year Award and the Region 19 John Stauff Award for being the Region's outstanding scholar athletes
- Tracy Dobkowski won the NAGWS Female Athlete of the Year Award
- GCC's program won their 8th CAANJ Cup for having the best overall program in the State of New Jersey (our 4th in a row)
- GCC's program finishing in the top three places for the third year in a row in NATYCAA's national awards for overall program excellence.